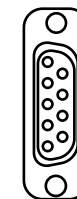
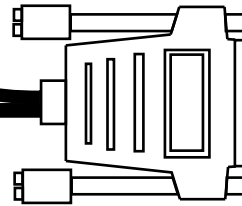
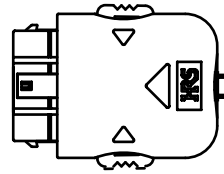


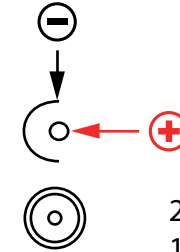
Acoustic House
Bridlington Road
Hunmanby
North Yorkshire
YO14 0PH
United Kingdom

T: 01723 891655
E: sales@cirrusresearch.co.uk
W: www.cirrusresearch.co.uk

18 Pin Multiway
to Optimus



9 PIN D Type Male Plug to
Modem



2.1mm Power Socket to
12v DC power supply

ZL:180 Optimus RS232 to Modem Cable with 2.1mm Power Socket

Instructions:

- The ZL:180 is an RS232 to modem cable with inline power supply for a Optimus.
- Plug the multi-way connector to your Optimus.
- Connect a 12 Volt DC supply to the ZL:180 power socket. Ensure the coaxial plug of the power supply has an internal dimension of 2.1mm.
- When the 12 Volt supply is switched on, the external power symbol will be shown on the Optimus display (see Optimus instruction manual).
- Connect the 9 way D type plug to a Modem.
- See Optimus Communications manual for details of baud rate and protocol.

Electrical Ratings:

2.1mm inline socket: tip +12V, ring Ground.

Maximum Input: 15.0V

Minimum Input: 9.0V

Current Requirement:

200mA Running

500mA Surge

Pinout of D-type plug, standard RS232 connections:

2-RX

3-TX

5-Ground

4&6 linked